



GENERAL CATALOGUE

ESKA
VALVE

www.eskavalve.com



ESKA VALVE called with the "first" and "new" since the day it was established, reached today by constantly planning the future and creating strategies according to these plans. Our journey starting at a 50 m² workshop in 1968 continues with a 5000m² factory today. ESKA VALVE is a leader company in its field in Turkey, manufacturing automatic flow control, safety and adjustment products used in industrial and domestic fields of use and selling them around the world in its 5000m² manufacturing facility in Istanbul Pendik, with its corporate background and completely domestic capital, strong vision, modern perspective, quality and problem-free products, automational production model, leader in R&D outputs, professional, experienced and dynamic human force and the trust it created.

ESKA VALVE, moving forward to the future stronger, working for your safety and producing for the world, with constantly increasing market share manufactures and sells gas pressure regulators, hand set gas valves, gas alarm devices, gas filters, solenoid valves, mechanical earthquake valves.

ESKA VALVE registered the quality of the products it produces, systems it uses and services it provides with many nationally and internationally valid certificates such as ISO 9001:2008, OHSAS 18001, ISO 14001, CE ,TSE, TSEK, TSE-HYB, ROHS, GOST, Ukr-Sepco, Guarantee Notices, SSHYB certificates, patent certificates, useful model certificates, design registration certificates, brand registration certificates, declarations and etc. Our products are certified by the tests done within the company and by outsourced laboratories and international certification centers.



INDEX

	ERG-S SERIES PN6 Double Stage Gas Pressure Regulator	Page 05 - 09
	ERG-SE SERIES PN6 Double Stage Gas Pressure Regulator With OPSO	Page 11 - 15
	ERG SERIES PN1 Single Stage Gas Pressure Regulator	Page 17 - 20
	ERG-E SERIES PN1 Single Stage Gas Pressure Regulator With Shut Off	Page 21 - 24
	ERG-L SERIES PN0,2 Meter Gas Pressure Regulator	Page 25 - 28
	ERG-M SERIES PN0,5 Mini Gas Pressure Regulator	Page 29 - 32
	EGV SERIES PN0,5 Manual Reset Gas Valve	Page 33 - 36
	EGV-B SERIES PN0,5 Manual Reset Gas Valve	Page 37 - 39
	EMV SERIES PN0,5 Mechanical Actuated Seismic Valve	Page 41 - 44
	EGF SERIES PN6 Gas Filter	Page 45 - 48
	EGF-H SERIES PN6 Gas Filter	Page 49 - 51
	EAC SERIES Natural Gas-LPG Gas Alarm Device	Page 53 - 55

Production Stages



Precision in Production



Control in Each Stage



Research and
Development Activities



Serial Production



Technology
Integrated Systems



20 Quality Certificate



Dynamic Labor Force



Manpower Combined
with High Technology



Dedicated Workmanship



ERG-S SERIES

PN6 Double Stage
Gas Pressure Regulator



www.eskavalve.com



ERG-S SERIES

PN6 Double Stage
Gas Pressure Regulator



Patented
Design

Fast
Response

U.P.S.O.
Valve

O.P.S.O.
Option


Relief
Valve

%100 Quality
Control



INTRODUCTORY AND TECHNICAL INFORMATION

- ERG-S series gas pressure regulators are used in the gas lines in order to reduce maximum 6 bar input pressure to the desired output pressure between 16 and 500 mbar. The range of the output pressure can be set with the choice of a different spring.
- Usage: The below and above ground service boxes in the gas networks and gas pipelines in the civic networks and industrial fields
- Fluid Type: Second Family Group H Medium - Non-corrosive gases such as Natural Gas (Methane), LPG, Propane, Butane, Town Gas, Air, etc...
- Pressure Class: PN4 and PN6
- Inlet Connection or Port Size: 1/2", 3/4", 1" ISO 228/1 BSPP
ISO 228/1 BSPT – ANSI / ASME B 1.20.1 NPT Threaded (Female)
- Outlet Connection or Port Size: 1", 1 1/4", 1 1/2", 2" ISO 228/1 BSPP
ISO 228/1 BSPT – ANSI / ASME B 1.20.1 NPT, Threaded (Female).
- Inlet Pressure Range: 0,1 bar up to 6 bar
- Outlet Pressure Range: 16 mbar up to 500 mbar
- Flow Range: 2,5 - 6 - 10 - 15 - 25 - 30 - 50 - 60 m³/h
- Filter: Bronze mech metallic filter
- Number of Stages: Double Stage
- Accuracy Class: AC 10 (± 10%) (On request AC5, AC15, AC20)
- Lock Up Pressure Class: SG20 (+ 20%) (On request SG10 + %10)
- Ambient Temperature: -20°C up to 60°C (On request -40 °C)
- Angle Type: 90° or U or Inline or Q type
- Relief Pressure: Based on customer demand
- Relief Pressure Tolerance: ± 10%
- UPSO: Exceed flow valve (between capacity's 101% to 150%) based on customer demand
- UPSO Pressure Tolerance: ± 10%
- Structural Additional Features: With UPSO, with relief valve
- Material Standard: Aluminum-EN 1706 / Zinc Alloys-EN 1774 / Brass-EN 12164 and EN 12165 / Rubber-EN 549 / Stainless Steel- EN 10088 / Plastic-EN 11667
- Materials: Body and cover- EN AC 46100 Aluminum / Some Internal Parts- CuZn39Pb3 Brass, Zamak Zinc Alloy, Stainless Steel, Nylon or POM Plastic / Some External Parts-CuZn40Pb2 Brass and Zamak Zinc Alloy / Rubber NBR / Spring- AISI 302
- According to Directives: 2009/142/EC, 97/23/EC
- According to Standards: EN 88-2, EN 334, EN 13611, TS 10624



MODEL NAME	FLOW RATE (m ³ /h)	UNIT WEIGHT (kgs)	BOX SIZE (LxWxH cm)	PACKAGING (pieces/ carton)	CARTON SIZE (LxWxH cm)	CARTON (weight)	TOTAL CARTON (weight)
ERG-S 2.5	2,5	1,10	15x14.5x16	16	33x58x35	0.65kg	18.2 kg
ERG-S 06	6	1,10	15x14.5x16	16	33x58x35	0.65kg	18.2 kg
ERG-S 10	10	1,10	15x14.5x16	16	33x58x35	0.65kg	18.2 kg
ERG-S 15	15	1,10	15x14.5x16	16	33x58x35	0.65kg	18.2 kg
ERG-S 25	25	1,10	15x14.5x16	16	33x58x35	0.65kg	18.2 kg
ERG-S 30	30	1,10	15x14.5x16	16	33x58x35	0.65kg	18.2 kg
ERG-S 50	50	1,10	15x14.5x16	16	33x58x35	0.65kg	18.2 kg
ERG-S 60	60	1,10	15x14.5x16	16	33x58x35	0.65kg	18.2 kg



ERG-S SERIES

PN6 Double Stage
Gas Pressure Regulator

ESKA
VALVE

Patented
Design

Fast
Response

U.P.S.O.
Valve

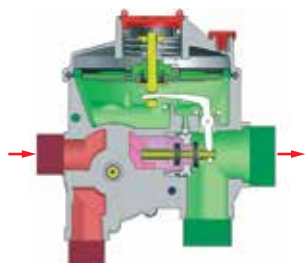
O.P.S.O.
Option

Relief
Valve

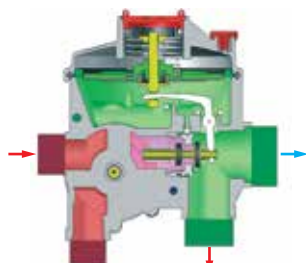
%100 Quality
Control



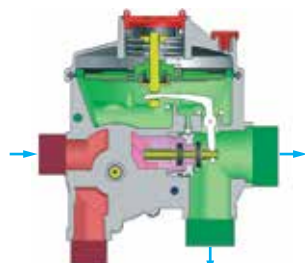
FLOW DIRECTIONS




INLINE



ANGLE

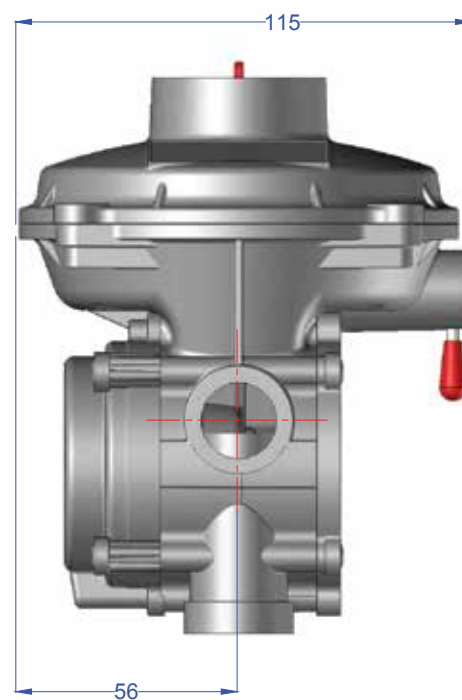
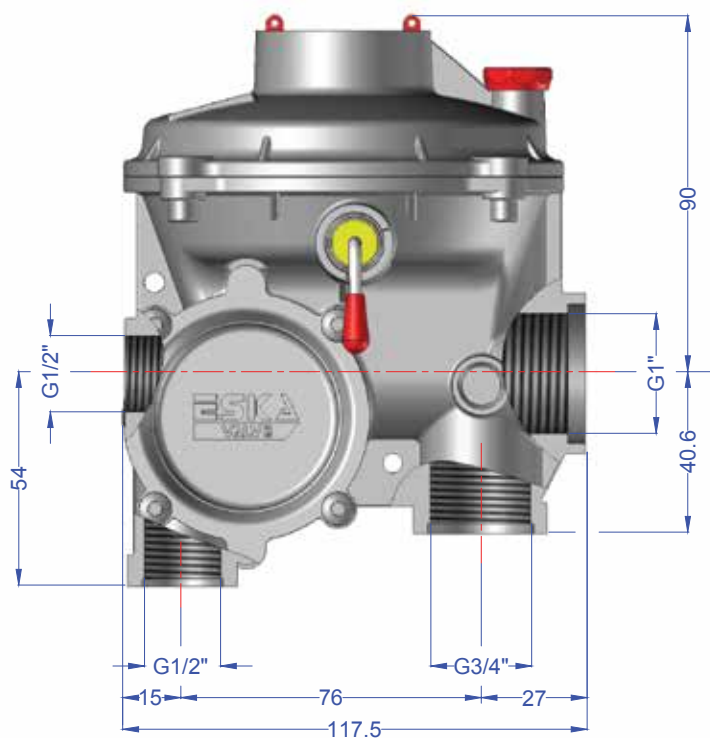


Q TYPE



U TYPE

DIMENSIONS (mm)





ERG-S SERIES

PN6 Double Stage
Gas Pressure Regulator



Patented
Design

Fast
Response

U.P.S.O.
Valve

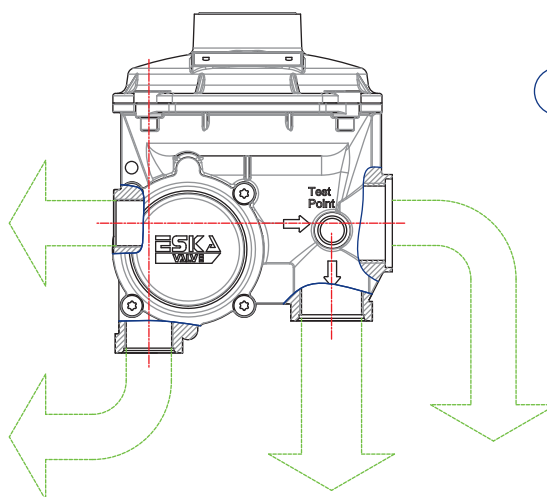
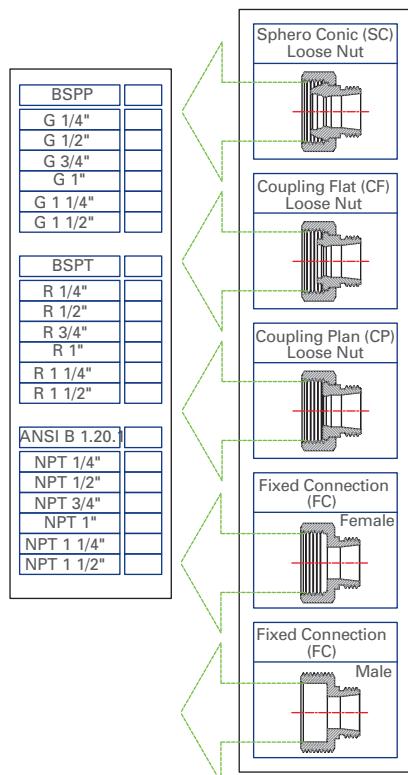
O.P.S.O.
Option

Relief
Valve

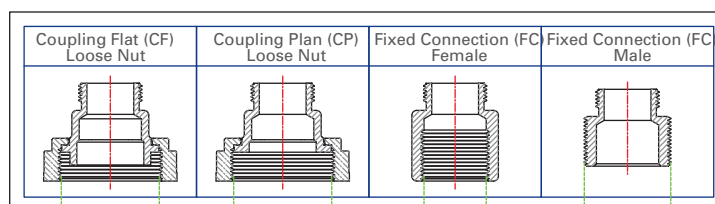
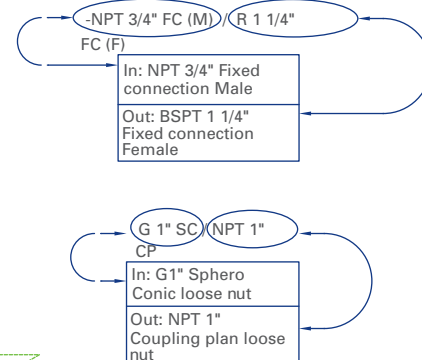
%100 Quality
Control



CONNECTION TYPES AND DIMENSIONS (mm)



Example



BSPP		BSPT		ANSI B 1.20.1	
G 1/4"		R 1/4"		NPT 1/4"	
G 1/2"		R 1/2"		NPT 1/2"	
G 3/4"		R 3/4"		NPT 3/4"	
G 1"		R 1"		NPT 1"	
G 1 1/4"		R 1 1/4"		NPT 1 1/4"	
G 1 1/2"		R 1 1/2"		NPT 1 1/2"	

INLET	1/2" CF	3/4" CF	7/8" CF	1" CF	1 1/4" CF
	16	15.5	16.4	16.4	17
	1/2" Tapa	3/4" SC			
	7.3	12.3			

OUTLET	1/2" CF	3/4" CF	7/8" CF	1" CF	1 1/4" CF (For 1" Outlet)
	17	18.5	19.3	19.4	22.4
	1 1/4" CF (For 3/4" Outlet)	3/4" Tapa (For 3/4" Outlet)	1" Tapa (For 1" Outlet)		
	19.7	6	0		



ERG-S SERIES

PN6 Double Stage
Gas Pressure Regulator



Patented
Design

Fast
Response

U.P.S.O.
Valve

O.P.S.O.
Option

Relief
Valve

%100 Quality
Control



OPTIONS

TESTING PORTS ON BODY



SEALING HOLES ON
CONNECTIONS



BREATHING HOLE
EXTENSION



PERMANENTLY SEALED
PLASTIC CAP



PAINT COATING FOR
UNDERGROUND INSTALLATIONS



SMALLER HEAD FOR
HIGH PRESSURE



SIMILAR PRODUCTS



ERG-S



ERG-SX



ERG-SXE

MARKING

LASER ENGRAVING





ERG-SE SERIES

PN6 Double Stage Gas
Pressure Regulator With OPSO

ESKA
VALVE

www.eskavalve.com



ERG-SE SERIES

PN6 Double Stage Gas
Pressure Regulator With OPSO



Patented
Design

Fast
Response

U.P.S.O.
Valve

O.P.S.O.
Valve


Relief
Valve

%100 Quality
Control



INTRODUCTORY AND TECHNICAL INFORMATION

- ERG-SE series gas pressure regulators are used in the gas lines in order to reduce maximum 6 bar input pressure to the desired output pressure between 16 and 500 mbar. The range of the output pressure can be set with the choice of a different spring.
- Usage: The below and above ground service boxes in the gas networks and gas pipelines in the civic networks and industrial fields
- Fluid Type: Second Family Group H Medium - Non-corrosive gases such as Natural Gas (Methane), LPG, Propane, Butane, Town Gas, Air, etc...
- Pressure Class: PN4 and PN6
- Inlet Connection or Port Size: 1/2", 3/4", 1" ISO 228/1 BSPP
ISO 228/1 BSPT – ANSI / ASME B 1.20.1 NPT Threaded (Female)
- Outlet Connection or Port Size: 1", 1 1/4", 1 1/2", 2" ISO 228/1 BSPP
ISO 228/1 BSPT – ANSI / ASME B 1.20.1 NPT, Threaded (Female).
- Inlet Pressure Range: 0,1 bar up to 6 bar
- Outlet Pressure Range: 16 mbar up to 500 mbar
- Flow Range: 2,5 - 6 - 10 - 15 - 25 - 30 - 50 - 60 m³/h
- Filter: Bronze mech metallic filter
- Number of Stages: Double Stage
- Accuracy Class: AC 10 (± 10%) (On request AC5, AC15, AC20)
- Lock Up Pressure Class: SG20 (+ 20%) (On request SG10 + %10)
- Ambient Temperature: -20°C up to 60°C (On request -40 °C)
- Angle Type: 90° or U or Inline or Q type
- Relief Pressure: Based on customer demand
- Relief Pressure Tolerance: ± 10%
- UPSO: Exceed flow valve (between capacity's 101% to 150%) based on customer demand
- UPSO Pressure Tolerance: ± 10%
- OPSO Pressure Range: On request adjustable
- OPSO Pressure Tolerance: 20%
- Shut Off Time: Less than 1 second
- Structural Additional Features: With UPSO, with relief valve with OPSO
- Material Standard: Aluminum-EN 1706 / Zinc Alloys-EN 1774 / Brass-EN 12164 and EN 12165 / Rubber-EN 549 / Stainless Steel- EN 10088 / Plastic-EN 11667
- Materials: Body and cover- EN AC 46100 Aluminum / Some Internal Parts- CuZn39Pb3 Brass, Zamak Zinc Alloy, Stainless Steel, Nylon or POM Plastic / Some External Parts-CuZn40Pb2 Brass and Zamak Zinc Alloy / Rubber NBR / Spring- AISI 302
- According to Directives: 2009/142/EC, 97/23/EC
- According to Standards: EN 88-2, EN 334, EN 13611, TS 10624



MODEL NAME	FLOW RATE (m ³ /h)	UNIT WEIGHT (kgs)	BOX SIZE (LxWxH cm)	PACKAGING (pieces/ carton)	CARTON SIZE (LxWxH cm)	CARTON (weight)	TOTAL CARTON (weight)
ERG-SE 2.5	2,5	1,15	15x14.5x16	16	33x58x35	0.65kg	19.5 kg
ERG-SE 06	6	1,15	15x14.5x16	16	33x58x35	0.65kg	19.5 kg
ERG-SE 10	10	1,15	15x14.5x16	16	33x58x35	0.65kg	19.5 kg
ERG-SE 15	15	1,15	15x14.5x16	16	33x58x35	0.65kg	19.5 kg
ERG-SE 25	25	1,15	15x14.5x16	16	33x58x35	0.65kg	19.5 kg
ERG-SE 30	30	1,15	15x14.5x16	16	33x58x35	0.65kg	19.5 kg
ERG-SE 50	50	1,15	15x14.5x16	16	33x58x35	0.65kg	19.5 kg
ERG-SE 60	60	1,15	15x14.5x16	16	33x58x35	0.65kg	19.5 kg



ERG-SE SERIES

PN6 Double Stage Gas Pressure Regulator With OPSO



Patented Design

Fast Response

U.P.S.O. Valve

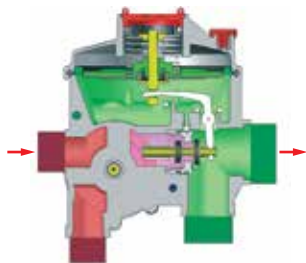
O.P.S.O. Valve

Relief Valve

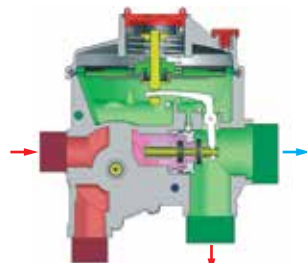
%100 Quality Control



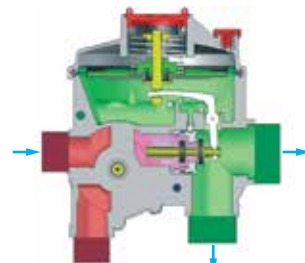
FLOW DIRECTIONS



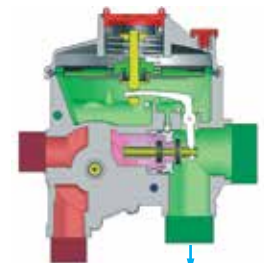
INLINE



ANGLE


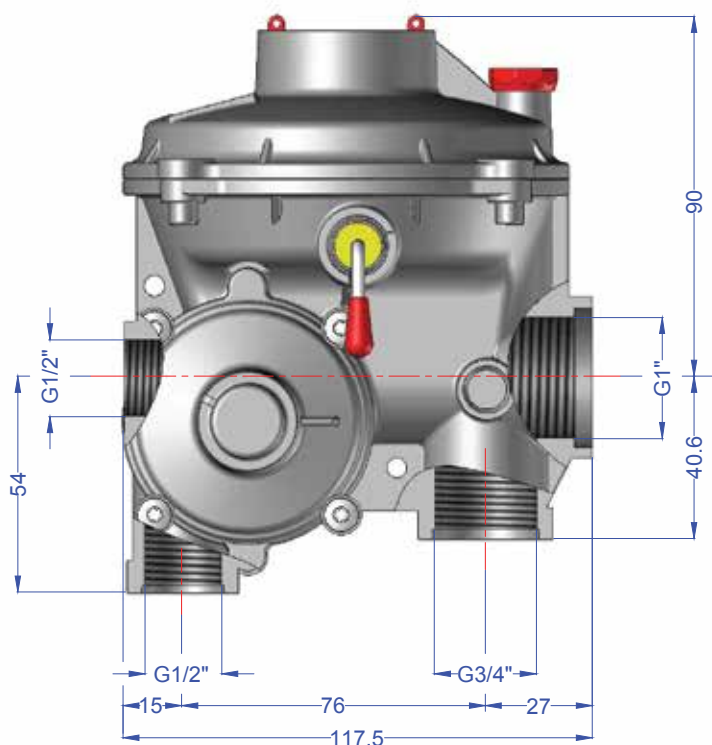


Q TYPE



U TYPE

DIMENSIONS (mm)





ERG-SE SERIES

PN6 Double Stage Gas Pressure Regulator With OPSO



Patented Design

Fast Response

U.P.S.O. Valve

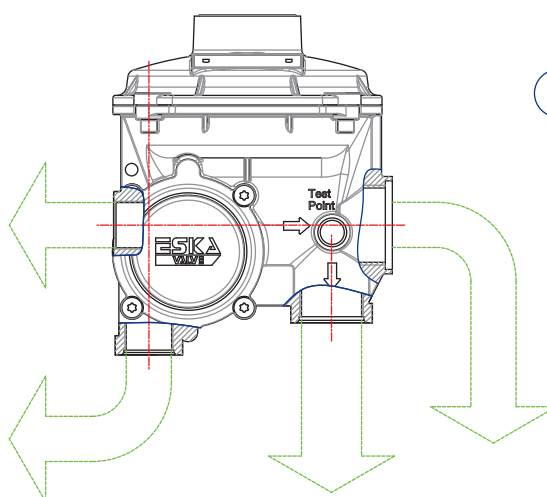
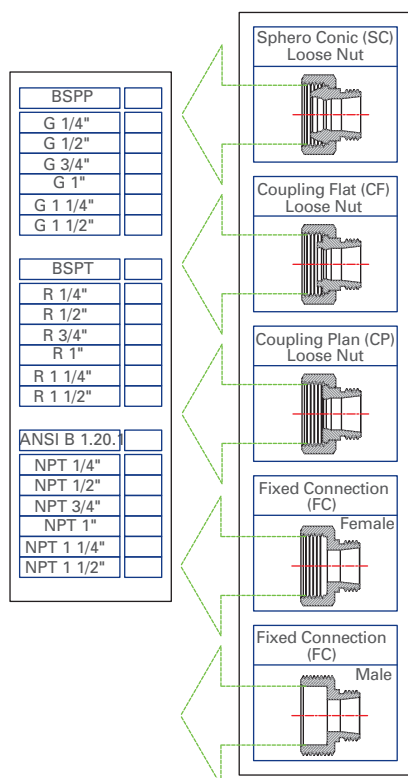
O.P.S.O. Valve

Relief Valve

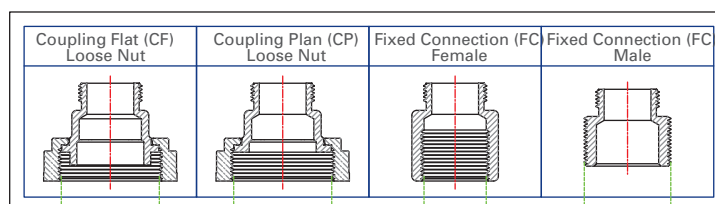
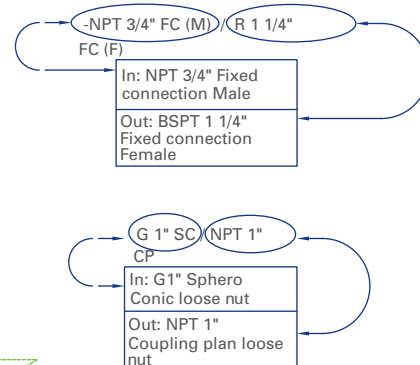
%100 Quality Control



CONNECTION TYPES AND DIMENSIONS (mm)



Example



BSPP		BSPT		ANSI B 1.20.1	
G 1/4"		R 1/4"		NPT 1/4"	
G 1/2"		R 1/2"		NPT 1/2"	
G 3/4"		R 3/4"		NPT 3/4"	
G 1"		R 1"		NPT 1"	
G 1 1/4"		R 1 1/4"		NPT 1 1/4"	
G 1 1/2"		R 1 1/2"		NPT 1 1/2"	

INLET	1/2" CF	3/4" CF	7/8" CF	1" CF	1 1/4" CF
	1/2" Tapa	3/4" SC			

OUTLET	1/2" CF	3/4" CF	7/8" CF	1" CF	1 1/4" CF (For 1" Outlet)
	1 1/4" CF (For 3/4" Outlet)	3/4" Tapa (For 3/4" Outlet)	1" Tapa (For 1" Outlet)		



ERG-SE SERIES

PN6 Double Stage Gas Pressure Regulator With OPSO



Patented Design

Fast Response

U.P.S.O. Valve

O.P.S.O. Valve

Relief Valve

%100 Quality Control



OPTIONS

TESTING PORTS ON BODY



SEALING HOLES ON CONNECTIONS



BREATHING HOLE EXTENSION



PERMANENTLY SEALED PLASTIC CAP



PAINT COATING FOR UNDERGROUND INSTALLATIONS



SMALLER HEAD FOR HIGH PRESSURE



MARKING

LASER ENGRAVING



SIMILAR PRODUCTS



ERG-S



ERG-SX



ERG-SXE



PN1 Single Stage Gas Pressure Regulator

The logo for ESKA VALVE. The word "ESKA" is in large, bold, blue capital letters. Below it, the word "VALVE" is in white capital letters on a dark grey rectangular background.

www.eskavalve.com



ERG SERIES

PN1 Single Stage Gas Pressure Regulator



Patented Design

U.P.S.O. Option

O.P.S.O. Option

%100 Quality Control



INTRODUCTORY AND TECHNICAL INFORMATION

- ERG series gas pressure regulators are used in the gas lines in order to reduce maximum 1 bar input pressure to the desired output pressure between 16 and 150 mbar. The range of the output pressure can be set with the choice of a different spring
- Usage: City gas networks and gas pipelines in industrial areas
- Fluid Type: Second Family Group H Medium - Non-corrosive gases such as Natural Gas (Methane), LPG, Propane, Butane, Town Gas, Air, etc...
- Pressure Class: PN1
- Connection or Port Size: 1/2", 3/4", 1", 1 1/4", 1 1/2", 2" Threaded (Female)
- Inlet Pressure Range: 50 mbar up to 1 bar
- Outlet Pressure Range: 16 mbar up to 150 mbar
- Flow Range: 20-105 SCM/H
- Filter: Pore dimensions as standard 50 micron. (10-20 microns on request)
- Number of Stages: Single Stage
- Accuracy Class: AC 10 ($\pm 10\%$) (On Request AC5, AC15, AC20)
- Lock Up Pressure Class: SG30 (+ 30%) (On Request SG10, SG20)
- Ambient Temperature: -20°C up to 60°C (On Request -40 °C)
- Material Standard: Aluminum-EN 1706 / Zinc Alloys-EN 1774 / Brass-EN 12164 and EN 12165 / Rubber-EN 549 / Stainless Steel- EN 10088 / Plastic-EN 11667
- Materials: Body and cover- EN AC 46100 Aluminum / Some Internal Parts - CuZn39Pb3 Brass, Zamak Zinc Alloy, Stainless Steel, Nylon or POM Plastic / Some External Parts-CuZn40Pb2 Brass and Zamak Zinc Alloy / Rubber NBR / Spring- AISI 302
- According to Directives: 2009/142/EC, 97/23/EC
- According to Standards: EN 88-2, EN 13611, TS 10624



CONNECTION	OUTLET PRESSURE (21mbar)
1/2"	25 m ³ /h
3/4"	30 m ³ /h
1"	40 m ³ /h
1 1/4"	90 m ³ /h
1 1/2"	105 m ³ /h
2"	125 m ³ /h

FLOW RATE TABLE (FOR NATURAL GAS)

MODEL NAME	CONNECTION	UNIT WEIGHT	BOX SIZE (LxWxH cm)	PACKAGING (pieces/ carton)	CARTON SIZE (LxWxH cm)	CARTON (weight)	TOTAL CARTON (weight)
ERG 1015	1/2"	1,250 kg	15,5x13x18	15	50x50x30	0.85 kg	19,60 kg
ERG 1020	3/4"	1,250 kg	15,5x13x18	15	50x50x30	0.85 kg	19,60 kg
ERG 1025	1"	1,250 kg	15,5x13x18	15	50x50x30	0.85 kg	19,60 kg
ERG 1032	1 1/4"	3,750 kg	24x23x24	4	50x50x30	0.85 kg	15,85 kg
ERG 1040	1 1/2"	3,750 kg	24x23x24	4	50x50x30	0.85 kg	15,85 kg
ERG 1050	2"	3,750 kg	24x23x24	4	50x50x30	0.85 kg	15,85 kg



ERG SERIES

PN1 Single Stage Gas Pressure Regulator

ESKA
VALVE

Patented Design

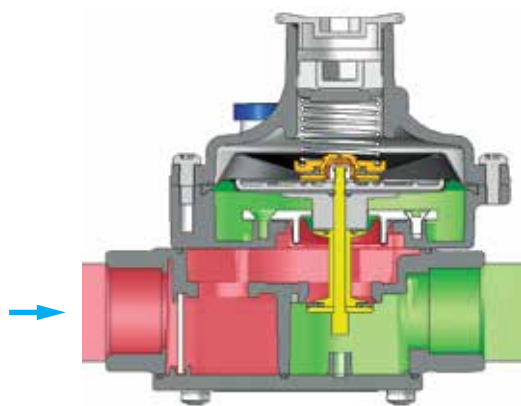
U.P.S.O. Option

O.P.S.O. Option

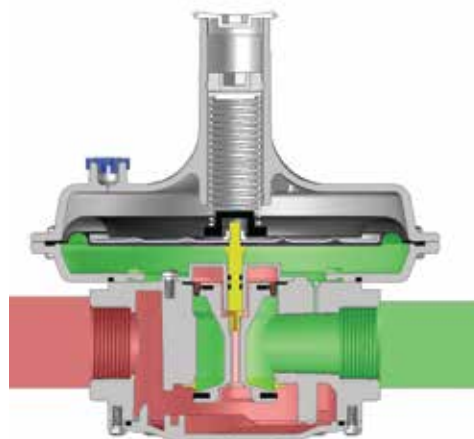
%100 Quality Control



FLOW DIRECTIONS



INLINE



INLINE

OPTIONS

TESTING PORTS ON BODY



PERMANENTLY SEALED PLASTIC CAP



BREATHING HOLE EXTENSION



SIMILAR PRODUCTS



ERG-E



ERG-M



ERG-L



ERG SERIES

PN1 Single Stage Gas
Pressure Regulator

ESKA
VALVE

Patented
Design

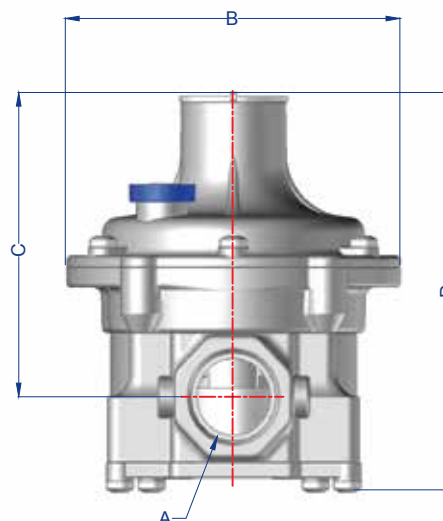
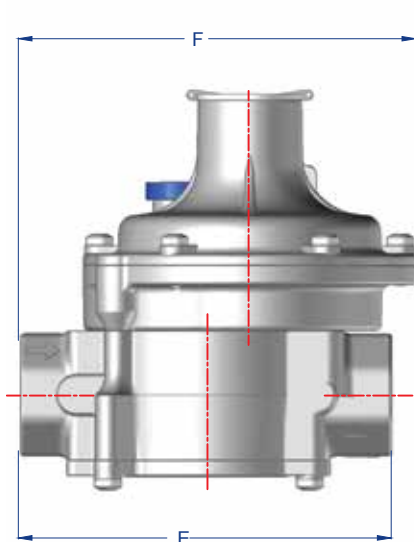
U.P.S.O.
Option

O.P.S.O.
Option

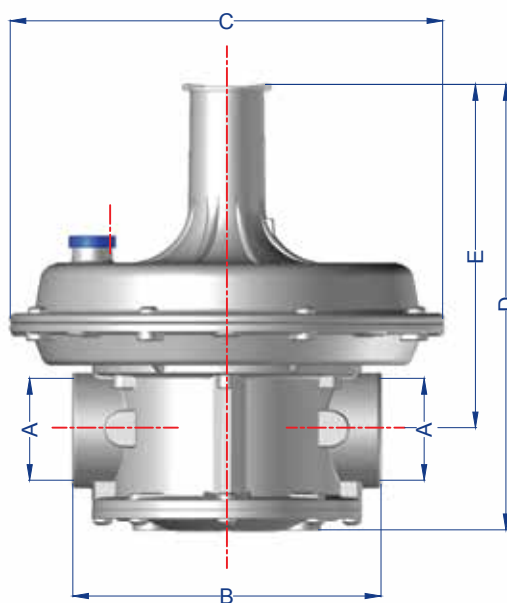
%100 Quality
Control



DIMENSIONS (mm)



MODEL	A	B	C	D	E	F
ERG 1015	1/2"	122	107	141	136	145
ERG 1020	3/4"	122	107	141	136	145
ERG 1025	1"	122	107	141	136	145



MODEL	A	B	C	D	E
ERG 1032	1 1/4"	160	225	237	183
ERG 1040	1 1/2"	160	225	237	183
ERG 1050	2"	162	225	259	192



ERG-E SERIES

PN1 Single Stage Gas Pressure
Regulator With Shut Off



www.eskavalve.com



ERG-E SERIES

PN1 Single Stage Gas Pressure Regulator With Shut Off

ESKA
VALVE

Patented
Design

U.P.S.O.
Option

%100 Quality
Control



INTRODUCTORY AND TECHNICAL INFORMATION

- ERG-E series gas pressure regulators are used in the gas lines in order to reduce maximum 1 bar input pressure to the desired output pressure between 16 and 150 mbar. The range of the output pressure can be set with the choice of a different spring. The regulator with safety stopping gets automatically active and stops the gas flow in case that the input pressure gets higher or lower than the adjusted value in order to ensure the safety of the devices used in the system thanks to the safe stopping system it includes.
- Usage: City gas networks and gas pipelines in industrial areas
- Fluid Type: Second Family Group H Medium - Non-corrosive gases such as Natural Gas (Methane), LPG, Propane, Butane, Town Gas, Air, etc...
- Pressure Class: PN1
- Connection or Port Size: 1/2", 3/4", 1", 1 1/4", 1 1/2", 2" Threaded (Female)
- Inlet Pressure Range: 50 mbar up to 1 bar
- Outlet Pressure Range: 16 mbar up to 150 mbar
- Flow Range: 20-105 SCM/H
- Filter : Pore dimensions as standard 50 micron (10-20 microns on request)
- Number of Stages: Single Stage
- Accuracy Class: AC 10 ($\pm 10\%$) (On Request AC5, AC15, AC20)
- Lock Up Pressure Class: SG30 (+ 30%) (On Request SG10, SG20)
- Ambient Temperature: -20°C up to 60°C (On request -40 °C)
- OPSO Pressure Range: 30 mbar up to 200 mbar
- OPSO Pressure Tolerance: 20%
- UPSO Pressure Range: 12 mbar up to 40 mbar
- UPSO Pressure Tolerance: 20%
- Shut Off Time : Less than 1 second
- Structural Additional Features: With Shutoff
- Material Standard: Aluminum-EN 1706 / Zinc Alloys-EN 1774 / Brass-EN 12164 and EN 12165 / Rubber-EN 549 / Stainless Steel- EN 10088 / Plastic-EN 1169
- Materials: Body and cover- EN AC 46100 Aluminum / Some Internal Parts CuZn39Pb3 Brass, Zamak Zinc Alloy, Stainless Steel, Nylon or POM Plastic / Some External Parts-CuZn40Pb2 Brass and Zamak Zinc Alloy / Ru Spring- AISI 302
- According to Directives: 2009/142/EC, 97/23/EC
- According to Standards: EN 88-2, EN 13611, TS 10624



CONNECTION	OUTLET PRESSURE (21mbar)
1/2"	20 m³/h
3/4"	25 m³/h
1"	35 m³/h
1 1/4"	85 m³/h
1 1/2"	100 m³/h
2"	120 m³/h

FLOW RATE TABLE (FOR NATURAL GAS)

MODEL NAME	CONNECTION	UNIT WEIGHT	BOX SIZE (LxWxH cm)	PACKAGING (pieces/ carton)	CARTON SIZE (LxWxH cm)	CARTON (weight)	TOTAL CARTON (weight)
ERG-E 1015	1/2"	1,50 kg	15,5x13x18	15	50x50x30	0.85 kg	23,35 kg
ERG-E 1020	3/4"	1,50 kg	15,5x13x18	15	50x50x30	0.85 kg	23,35 kg
ERG-E 1025	1"	1,50 kg	15,5x13x18	15	50x50x30	0.85 kg	23,35 kg
ERG-E 1032	1 1/4"	3,75 kg	24x23x24	4	50x50x30	0.85 kg	15,85 kg
ERG-E 1040	1 1/2"	3,75 kg	24x23x24	4	50x50x30	0.85 kg	15,85 kg
ERG-E 1050	2"	3,75 kg	24x23x24	4	50x50x30	0.85 kg	15,85 kg



ERG-E SERIES

PN1 Single Stage Gas Pressure Regulator With Shut Off



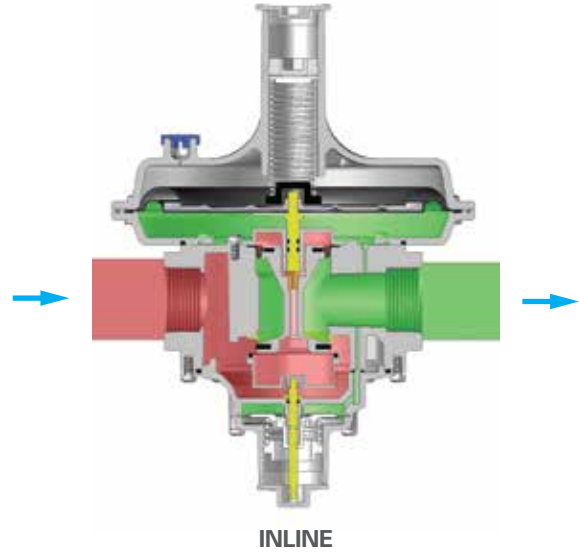
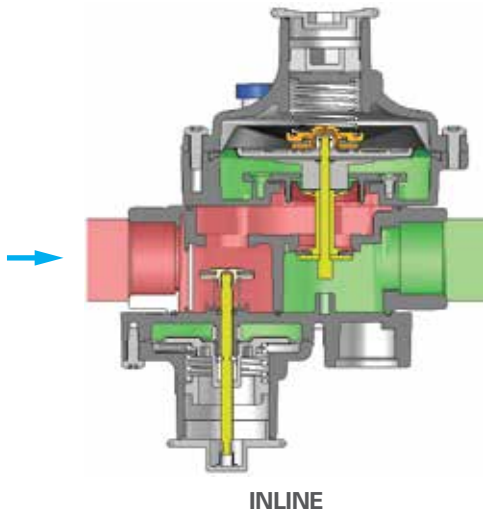
Patented Design

U.P.S.O. Option

%100 Quality Control



FLOW DIRECTIONS



OPTIONS

TESTING PORTS ON BODY



PERMANENTLY SEALED PLASTIC CAP



BREATHING HOLE EXTENSION



SIMILAR PRODUCTS



ERG



ERG-M



ERG-L



ERG-E SERIES

PN1 Single Stage Gas Pressure Regulator With Shut Off

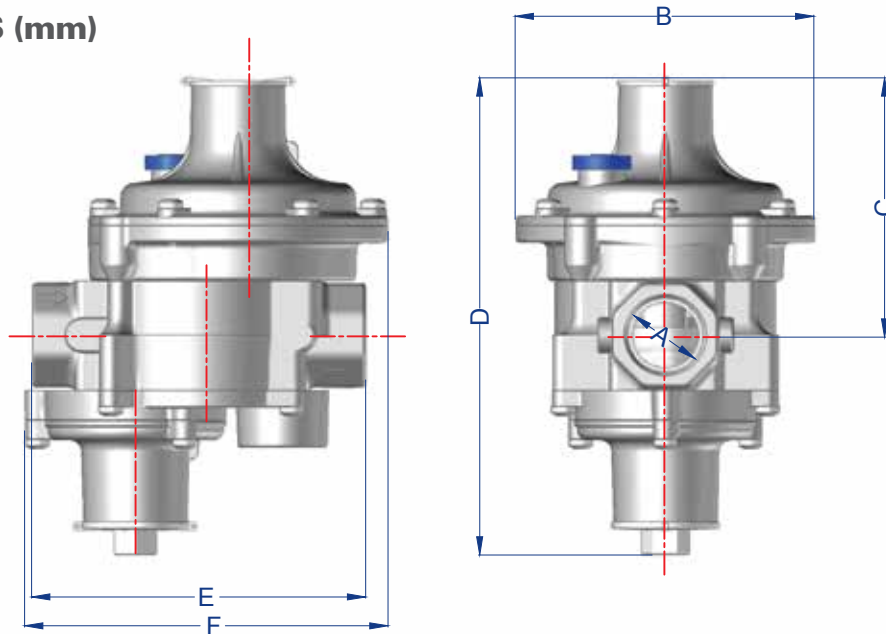
Patented
Design

U.P.S.O.
Option

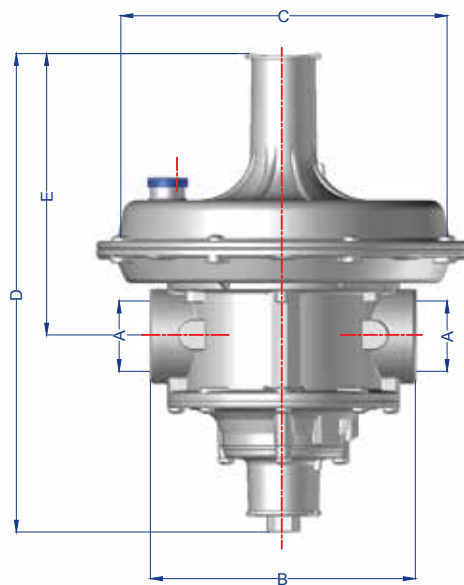
%100 Quality
Control



DIMENSIONS (mm)



MODEL	A	B	C	D	E	F
ERG-E 1015	1/2"	122	106	198	136	146
ERG-E 1020	3/4"	122	106	198	136	146
ERG-E 1025	1"	122	106	198	136	146



MODEL	A	B	C	D	E
ERG-E 1032	1 1/4"	160	225	237	183
ERG-E 1040	1 1/2"	160	225	237	183
ERG-E 1050	2"	162	225	259	192



ERG-L SERIES

PN0,2 Meter Gas
Pressure Regulator

ESKA
VALVE

www.eskavalve.com



ERG-L SERIES

PN0,2 Meter Gas
Pressure Regulator



Patented
Design



INTRODUCTORY AND TECHNICAL INFORMATION

- ERG-L series gas pressure regulators are used in the gas lines in order to reduce maximum 0,2 bar input pressure to the desired output pressure between 16 and 100 mbar. The range of the output pressure can be set with the choice of a different spring
- Usage: City networks for domestic use
- Fluid Type: Second Family Group H Medium - Non-corrosive gases such as Natural Gas (Methane), LPG, Propane, Butane, Town Gas, Air, etc...
- Pressure Class: PN0,2
- Connection or Port Size: 3/4", 1" Threaded (Female)
- Inlet Pressure Range: 50mbar up to 0,2 bar
- Outlet Pressure Range: 16 mbar up to 100 mbar
- Flow Range: 0-10 m³/h
- Filter: None
- Number of Stages: Single Stage
- Accuracy Class: AC 15 (± 15%)
- Closing Tolerance : SG30 (+ 30%)(On request SG20)
- Ambient Temperature: -20°C up to 60°C (On request -40 °C)
- Class and Group: A Class Group 2 (A2)
- Angle Type : 90°
- UPSO: Exceed flow valve usually shut the gas off ≥11 mbar. Can be set based on customer demand.
- UPSO Tolerance: ± 20%
- Shut Off Time : Less than 1 second
- Structural Additional Features: With UPSO
- Material Standard: Aluminum-EN 1706 / Brass-EN 12164 and EN 12165 / Rubber-EN 549 / Plastic-EN 11667
- Materials: Body and cover- EN AC 46100 Aluminum / Some Internal Parts - CuZn39Pb3 Brass,Nylon or POM Plastic / Some External Parts- CuZn40Pb2 Brass / Rubber NBR / Spring- AISI 302
- According to Directives: 2009/142/EC
- According to Standards: EN 88-1, EN 13611, TS 10624



CONNECTION	OUTLET PRESSURE (21mbar)
3/4"	10 m ³ /h
1"	10 m ³ /h

FLOW RATE TABLE (FOR NATURAL GAS)

MODEL NAME	CONNECTION	UNIT WEIGHT	BOX SIZE (LxWxH cm)	PACKAGING (pieces/ carton)	CARTON SIZE (LxWxH cm)	CARTON (weight)	TOTAL CARTON (weight)
EGV-L 1020	3/4"	0,60 kg	10x15x9	31	27x42x46	0,40 kg	16kg
EGV-L 1025	1"	0,50 kg	10x15x9	31	27x42x46	0,40 kg	16 kg



ERG-L SERIES

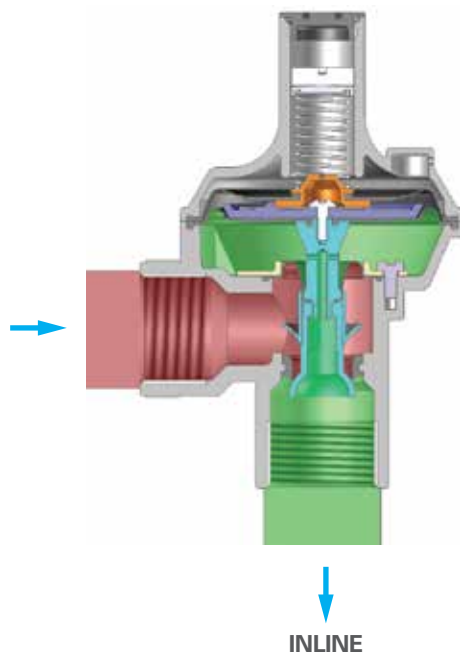
PN0,2 Meter Gas
Pressure Regulator

Patented
Design

%100 Quality
Control



FLOW DIRECTIONS



OPTIONS

PERMANENTLY SEALED
PLASTIC CAP



SIMILAR PRODUCTS



ERG



ERG-E



ERG-M



ERG-L SERIES

PN0,2 Meter Gas
Pressure Regulator

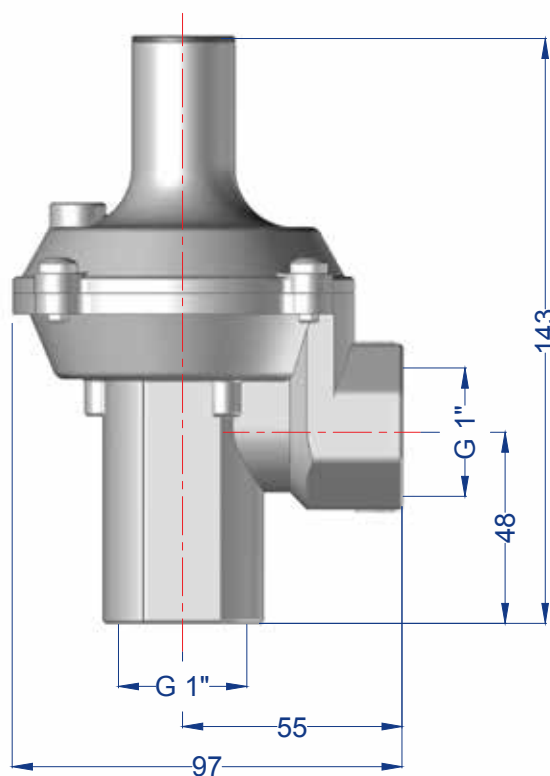
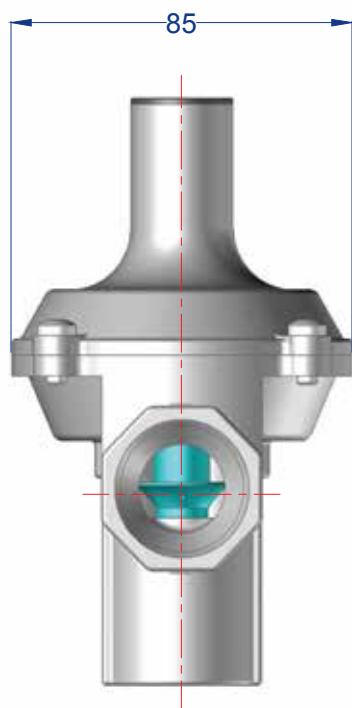
ESKA
VALVE

Patented
Design

%100 Quality
Control



DIMENSIONS (mm)





ERG-M SERIES

PN0,5 Mini Gas
Pressure Regulator

ESKA
VALVE

www.eskavalve.com



ERG-M SERIES

PN0,5 Mini Gas
Pressure Regulator




Patented
Design

%100 Quality
Control



INTRODUCTORY AND TECHNICAL INFORMATION

- ERG-M series gas pressure regulators are used in the gas lines in order to reduce maximum 0,5 bar input pressure to the desired output pressure between 16 and 100 mbar. The range of the output pressure can be set with the choice of a different spring
- Usage: City networks for domestic use
- Fluid Type: Second Family Group H Medium - Non-corrosive gases such as Natural Gas (Methane), LPG, Propane, Butane, Town Gas, Air, etc...
- Pressure Class: PN0,5
- Connection or Port Size : 1/2", 3/4" Threaded (Female)
- Inlet Pressure Range: 50mbar up to 0,5 bar
- Outlet Pressure Range: 16 mbar up to 100 mbar
- Flow Range : 0-10 m³/h
- Filter : Pore dimensions as standard 50 micron (10-20 microns on request)
- Number of Stages: Single Stage
- Accuracy Class: AC 10 (± 10%)
- Closing Tolerance: SG20 (+ 30%)
- Ambient Temperature: -20°C up to 60°C (On request -40 °C)
- Class and Group: A Class Group 2 (A2)
- Pressure Test Connection: 1/8" Threaded (Female)
- Material Standard: Aluminum-EN 1706 / Brass-EN 12164 and EN 12165 / Rubber-EN 549 / Plastic-EN 11667
- Materials: Body and cover- EN AC 46100 Aluminum / Some Internal Parts - CuZn39Pb3 Brass, Nylon or POM Plastic / Some External Parts- CuZn40Pb2 Brass / Rubber NBR / Spring- AISI 302
- According to Directives: 2009/142/EC
- According to Standards: EN 88-1, EN 13611, TS 10624



CONNECTION	OUTLET PRESSURE (21mbar)
1/2"	10 m ³ /h
3/4"	10 m ³ /h

FLOW RATE TABLE (FOR NATURAL GAS)

MODEL NAME	CONNECTION	UNIT WEIGHT	BOX SIZE (LxWxH cm)	PACKAGING (pieces/ carton)	CARTON SIZE (LxWxH cm)	CARTON (weight)	TOTAL CARTON (weight)
ERG-M 1015	1/2"	0,50 kg	10x9x13	50	50x50x30	0,85 kg	25,85 kg
ERG-M 1020	3/4"	0,50 kg	10x9x13	50	50x50x30	0,85 kg	25,85 kg



ERG-M SERIES

PN0,5 Mini Gas
Pressure Regulator

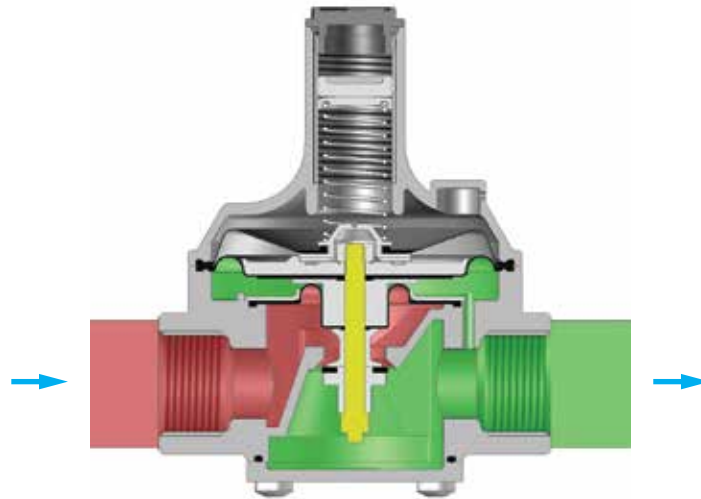
ESKA
VALVE



Patented
Design



FLOW DIRECTIONS



INLINE

OPTIONS

TESTING PORTS ON BODY



PERMANENTLY SEALED
PLASTIC CAP



SIMILAR PRODUCTS



ERG



ERG-E



ERG-L



ERG-M SERIES

PN0,5 Mini Gas
Pressure Regulator

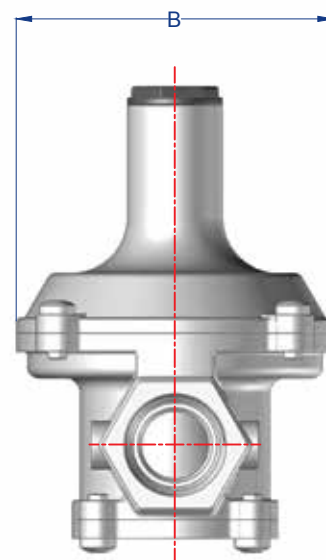
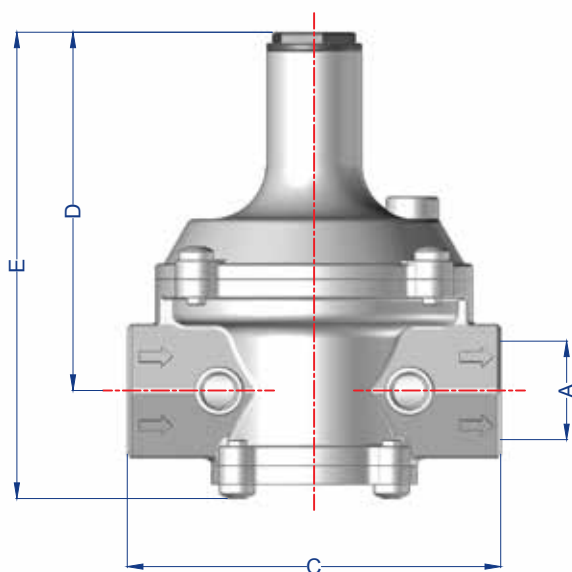
ESKA
VALVE

Patented
Design

%100 Quality
Control



DIMENSIONS (mm)



MODEL	A	B	C	D	E
ERG 1015	1/2"	85	100	95	124
ERG 1020	3/4"	85	100	95	124



EGV SERIES

PN0,5 Manual Reset
Gas Valve

ESKA
VALVE

www.eskavalve.com



EGV SERIES

PN0,5 Manual Reset
Gas Valve

ESKA
VALVE

Patented
Design

Fast
Closing

%100 Quality
Control



INTRODUCTORY AND TECHNICAL INFORMATION

- These are the manually adjusted gas valves used with the safety purposes in the gas lines to automatically stop the gas flow by the effect of the signals given by the thřrd party equipments such as gas alarm detectors, ventilation equipments etc.
- Usage: City gas networks and gas pipelines in industrial areas
- Fluid Type: Second Family Group H Medium - Non-corrosive gases such as Natural Gas (Methane), LPG, Propane , Butane , Town Gas, Air, etc...
- Pressure Class: PN0,5
- Position or Switching Function: Normally Open
- Connection or Port Size: 1/2", 3/4, 1", 1 1/4", 1 1/2", 2" Threaded (Female), DN65, DN80, DN100 Flanged
- Maximum Working Pressure: 0,5 bar
- Working Voltage Range: 12V, 24V, 48V, 110V, 220V AC or DC (On request other voltages)
- Ambient Temperature Range: -20°C up to 70°C
- Fluid Temperature Range: -10°C up to 80°C
- Protection Class: IP65
- Voltage Tolerance: \pm %10
- Response Time: Less than 1 second
- Working Principle: Direct Operated
- Reset: Manually
- Way: 2/2
- Material Standard: Aluminum-EN 1706 / Brass-EN 12164 and EN 12165 / Rubber-EN 549 / Plastic-EN 11667
- Materials: Body and cover EN AC-46100 Aluminum, Plastic material, Nylon, rubber material NBR
- According to Directives: 2009/142/EC, 2006/95/EC
- According to Standards: EN 161, EN 13611, EN 60335-1, EN 60529, BM-04-BK-008



MODEL NAME	UNIT WEIGHT	BOX SIZE (LxWxH cm)	PACKAGING (pieces/ carton)	CARTON SIZE (LxWxH cm)	CARTON (weight)	TOTAL CARTON (weight)
EGV 1015	0,500 kg	11x12,5x6	50	27x42x46	0.65 kg	25,650 kg
EGV 1020	0,500 kg	11x12,5x6	50	27x42x46	0.65 kg	25,650 kg
EGV 1025	0,500 kg	11x12,5x6	50	27x42x46	0.65 kg	25,650 kg
EGV 1032	1,100 kg	15x16x14	16	33x58x35	0.65 kg	18,250 kg
EGV 1040	1,100 kg	15x16x14	16	33x58x35	0.65 kg	18,250 kg
EGV 1050	1,100 kg	15x16x14	16	33x58x35	0.65 kg	18,250 kg
EGV 1065	7,750 kg	-	1	24x30x33	0.50 kg	7,750 kg
EGV 1080	8,500 kg	-	1	24x30x33	0.50 kg	8,500 kg
EGV 1100	12,250 kg	-	1	27x28,5x42	0.50 kg	12,250 kg



EGV SERIES

PN0,5 Manual Reset
Gas Valve

ESKA
VALVE


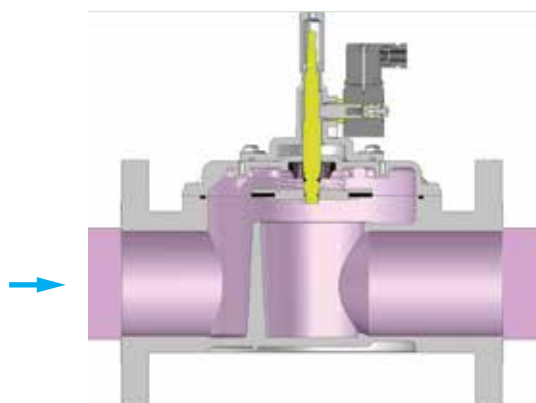

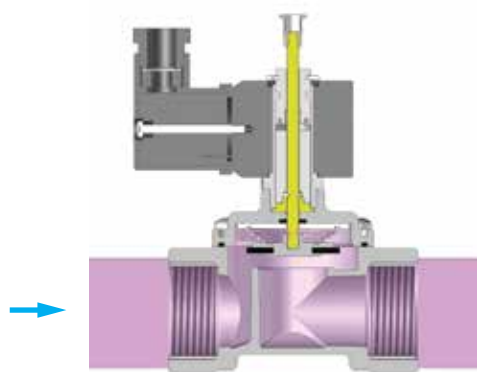
Patented
Design

Fast
Closing

%100 Quality
Control



FLOW DIRECTIONS



SIMILAR PRODUCTS



EGV-B



EGV SERIES

PN0,5 Manual Reset
Gas Valve

ESKA
VALVE

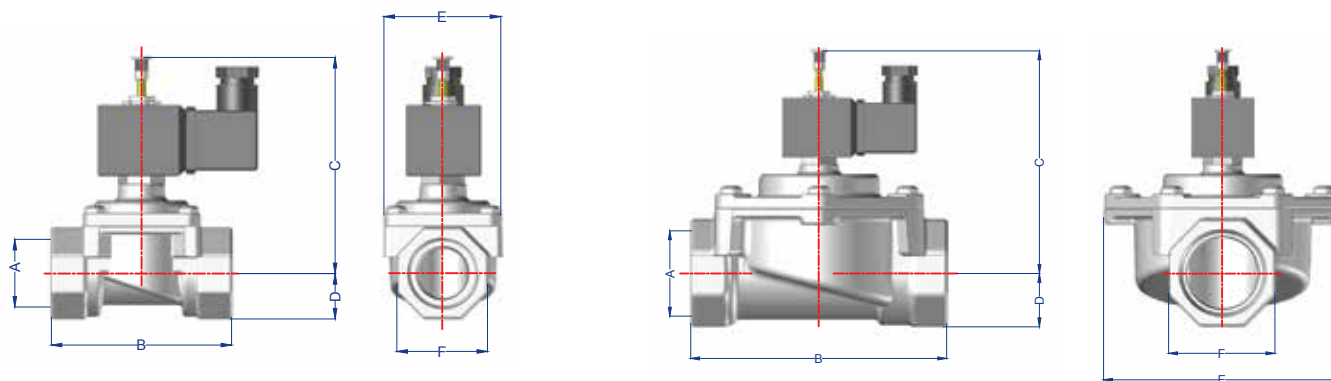
Patented
Design

Fast
Closing

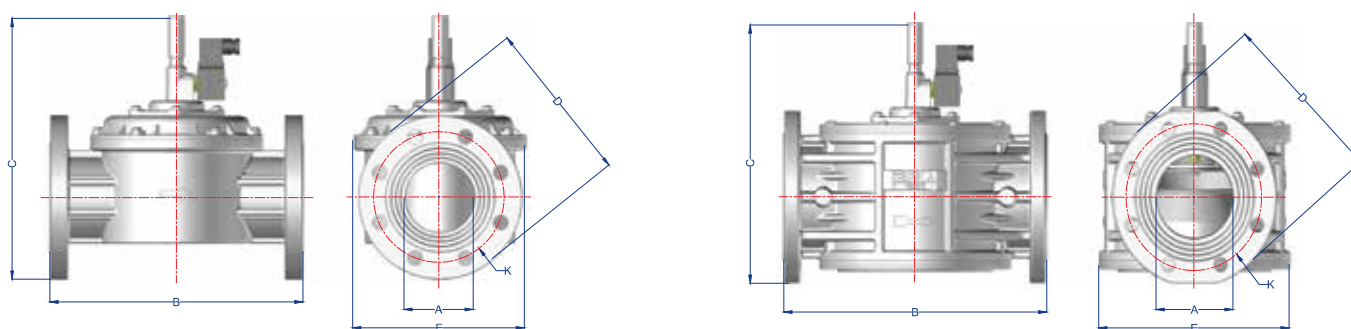
%100 Quality
Control



DIMENSIONS (mm)



MODEL	DN	A	B	C	D	E	F
EGV 1015	15	1/2"	85,5	102	21,5	55	AA 43
EGV 1020	20	3/4"	85,5	102	21,5	55	AA 43
EGV 1025	25	1"	85,5	102	21,5	55	AA 43
EGV 1032	32	1 1/4"	144	125	30	133	AA 60
EGV 1040	40	1 1/2"	144	125	30	133	AA 60
EGV 1050	50	2"	144	125	30	133	AA 70



MODEL	DN	A	B	C	D	E	K	Number of Holes
EGV 1065	65	75	290	312	185	210	145	4
EGV 1080	80	85	310	320	200	210	160	8
EGV 1100	100	100	350	317	220	254	180	8



EGV-B SERIES

PN0,5 Manual Reset
Gas Valve

ESKA
VALVE

www.eskavalve.com



EGV-B SERIES

PN0,5 Manual Reset
Gas Valve

ESKA
VALVE

Patented
Design


Fast
Closing

%100 Quality
Control



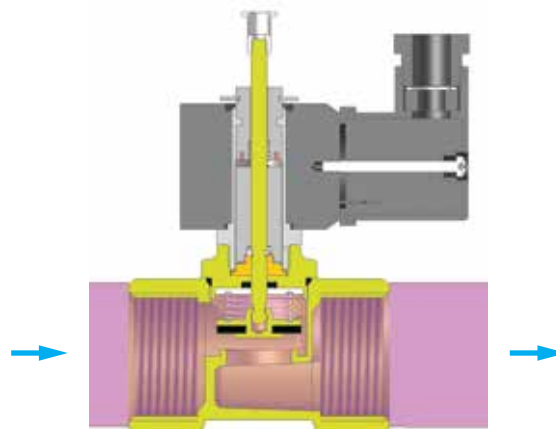
INTRODUCTORY AND TECHNICAL INFORMATION

- These are the manually adjusted gas valves used with the safety purposes in the gas lines to automatically stop the gas flow by the effect of the signals given by the thrd party equipments such as gas alarm detectors, ventilation equipments etc.
- Usage: City gas networks and gas pipelines in industrial areas
- Fluid Type: Second Family Group H Medium - Non-corrosive gases such as Natural Gas (Methane), LPG, Propane , Butane , Town Gas, Air, etc...
- Pressure Class: PN0,5
- Position or Switching Function: Normally Open
- Connection or Port Size: 3/4, 1" Threaded (Female),
- Maximum Working Pressure: 0,5 bar
- Working Voltage Range: 12V, 24V, 48V, 110V, 220V AC or DC (On request other voltages)
- Ambient Temperature Range: -20°C up to 70°C
- Fluid Temperature Range: -10°C up to 80°C
- Protection Class: IP65
- Voltage Tolerance: $\pm 10\%$
- Response Time: Less than 1 second
- Working Principle: Direct Operated
- Reset: Manually
- Way: 2/2
- Material Standard: Aluminum-EN 1706 / Brass-EN 12164 and EN 12165 / Rubber-EN 549 / Plastic-EN 11667
- Materials: Body and cover EN AC-46100 Aluminum, Plastic material, Nylon, rubber material NBR
- According to Directives: 2009/142/EC, 2006/95/EC
- According to Standards: EN 161, EN 13611, EN 60335-1, EN 60529, BM-04-BK-008



MODEL NAME	CONNECTION	UNIT WEIGHT	BOX SIZE (LxWxH cm)	PACKAGING (pieces/ carton)	CARTON SIZE (LxWxH cm)	CARTON (weight)	TOTAL CARTON (weight)
EGV-B 1020	3/4"	0,60 kg	11x12,5x6	30	24x42x48	0,545 kg	18,50 kg
EGV-B 1025	1"	0,50 kg	11x12,5x6	30	24x42x48	0,545 kg	15,50 kg

FLOW DIRECTIONS





EGV-B SERIES

PN0,5 Manual Reset
Gas Valve

ESKA
VALVE

Patented
Design

Fast
Closing

%100 Quality
Control

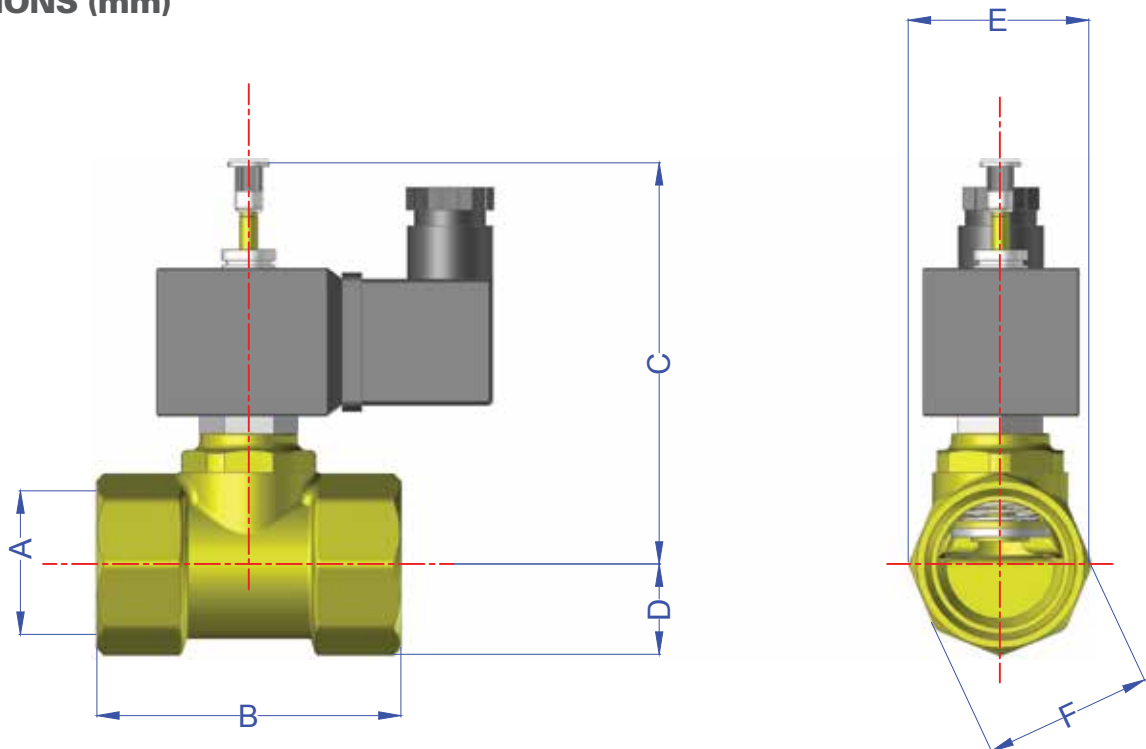


SIMILAR PRODUCTS



EGV

DIMENSIONS (mm)



MODEL	DN	A	B	C	D	E	F
EGV-B 1020	20	3/4"	68	90	20	41	AA 38
EGV-B 1025	25	1"	68	90	20	41	AA 38



EMV SERIES

PN0,5 Mechanical Actuated
Seismic Valve

ESKA
VALVE

www.eskavalve.com



EMV SERIES

PN0,5 Mechanical Actuated Seismic Valve



Patented Design

Reliable Mechanic System

%100 Quality Control



INTRODUCTORY AND TECHNICAL INFORMATION

- Usage: City gas networks and gas pipelines in industrial areas
- Fluid Type: Second Family Group H Medium - Non-corrosive gases such as Natural Gas (Methane), LPG, Propane, Butane, Town Gas, Air, etc...
- Pressure Class: PN0,5
- Montage Position: 1" Horizontal and Vertical, 11/4", 11/2", 2" Threaded (Female) and DN65, DN80, DN100 Flanged Vertical
- Position: Normally Open
- Connection or Port Size: 1", 11/4", 11/2", 2" Threaded (Female) DN65, DN80, DN100 Flanged
- Maximum Working Pressure: 0,5 bar
- Ambient Temperature Range: -23°C up to 51,5°C
- Fluid Temperature Range: -10°C up to 80°C
- Reset: Manually
- Way: 2/2
- Design Pressure: 2,5 bar
- Working Principle: Direct Operated
- Shut Off Time: Less than 1 second
- Protection Class: IP65
- Material Standard: Aluminum-EN 1706 / Brass-EN 12164 and EN 12165 / Rubber-EN 549 / Plastic-EN 11667
- Materials : Body and cover EN AC-46100 Aluminum, Plastic material, Polycarbonate, rubber material NBR
- According to Directives: 2009/142/EC
- According to Standards: TS 12884, EN 13611, EN 549



MODEL NAME	UNIT WEIGHT (kgs)	BOX SIZE (LxWxH cm)	PACKAGING (pieces/ carton)	CARTON SIZE (LxWxH cm)	CARTON (weight)	TOTAL CARTON (weight)
EMV 1025	1,00 kg	13x12,5x12,5	12	24x42x48	0,50 kg	12,50 kg
EMV 1032	1,40 kg	15x16x14	16	33x58x35	0,65 kg	23,00 kg
EMV 1040	1,40 kg	15x16x14	16	33x58x35	0,65 kg	23,00 kg
EMV 1050	1,40 kg	15x16x14	16	33x58x35	0,65 kg	23,00 kg
EMV 1065	8,00 kg	23x31x32	1	24x30x33	0,50 kg	8,00 kg
EMV 1080	8,50 kg	23x31x32	1	24x30x33	0,50 kg	8,50 kg
EMV 1100	12,50 kg	27x42x30	1	27x28,5x42	0,50 kg	13,00 kg



EMV SERIES

PN0,5 Mechanical Actuated
Seismic Valve



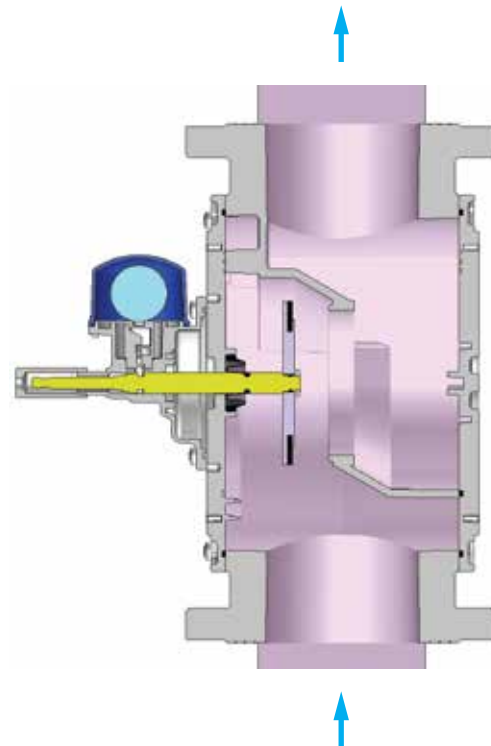
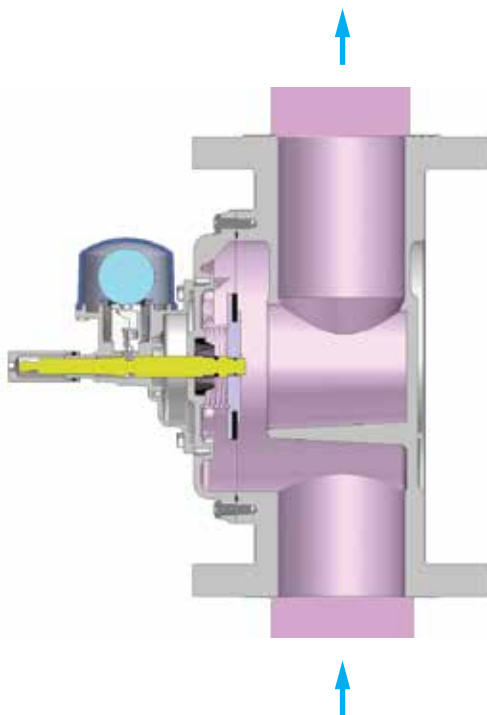


Patented
Design

Reliable
Mechanic
System

%100 Quality
Control



FLOW DIRECTIONS





EMV SERIES

PN0,5 Mechanical Actuated Seismic Valve

ESKA
VALVE

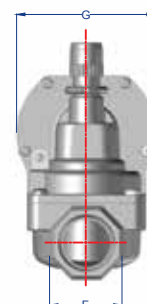
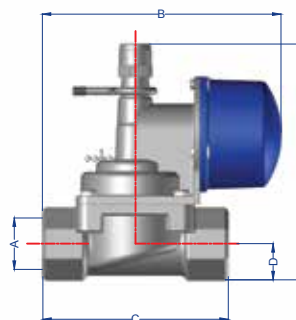

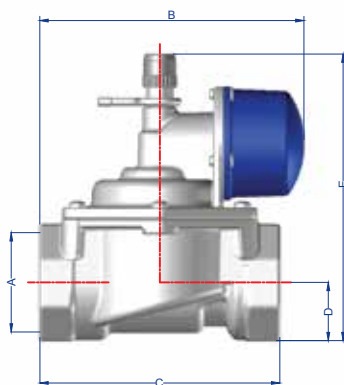
Patented
Design

Reliable
Mechanic
System

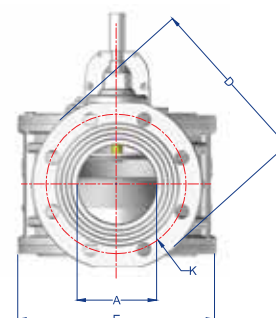
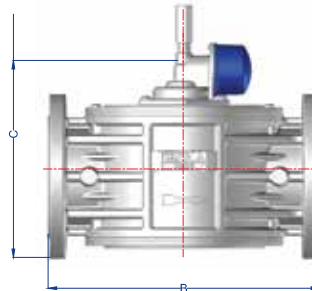
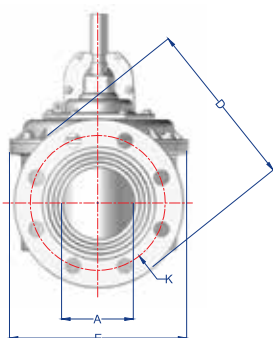
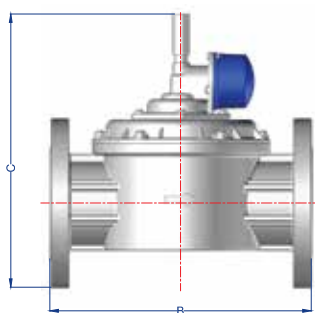
%100 Quality
Control



DIMENSIONS (mm)



MODEL	DN	A	B	C	D	E	F	G
EMV 1025	25	1"	141	110	21.5	140	AA 43	82
EMV 1032	32	1 1/4"	158	144	30	165	AA 60	133
EMV 1040	40	1 1/2"	158	144	30	165	AA 60	133
EMV 1050	50	2"	158	144	35	172	AA 70	133



MODEL	DN	A	B	C	D	E	K	Number of Holes
EMV 1065	DN 65	75	290	316	185	210	145	4
EMV 1080	DN 80	85	310	324	200	210	160	8
EMV 1100	DN 100	100	326	320	220	254	180	8



EGF SERIES

PN6 Gas Filter

ESKA
VALVE

www.eskavalve.com



EGF SERIES

PN6 Gas Filter

ESKA
VALVE

Patented
Design

Changeable
Filter

%100 Quality
Control



INTRODUCTORY AND TECHNICAL INFORMATION

- Usage: City gas networks and gas pipelines in industrial areas
- Fluid Type: Second Family Group H Medium - Non-corrosive gases such as Natural Gas (Methane), LPG, Propane, Butane, Town Gas, Air, etc...
- Pressure Class: PN1 ve PN6
- Connection or Port Size: 1/2", 3/4, 1", 1 1/4", 1 1/2", 2" Threaded (Female) and DN65, DN80, DN100 Flanged
- Inlet Pressure Range: 50mbar up to 6 bar
- Filter: Pore dimensions as standard 50 micron (10-20 microns on request)
- Ambient Temperature: -20°C up to 60°C
- Way: 2/2
- Pressure Test Connection: 1/4" Threaded (Female)
- Material Standard: Aluminum EN 1706, rubbers EN 549
- Materials: Body and cover EN AC-46100 Aluminum or Zamak 3 material, rubber materials NBR, filter bracket metal
- According to Directives: 2009/142/EC
- According to Standards: TS 10276, DIN 3386



MODEL NAME	UNIT WEIGHT (kgs)	BOX SIZE (LxWxH cm)	PACKAGING (pieces/ carton)	CARTON SIZE (LxWxH cm)	CARTON (weight)	TOTAL CARTON (weight)
EGF 1015	0,50 kg	10x14x7	50	50x50x30	0,85 kg	28,85 kg
EGF 1020	0,50 kg	10x14x7	50	50x50x30	0,85 kg	28,85 kg
EGF 1025	0,50 kg	10x14x7	50	50x50x30	0,85 kg	28,85 kg
EGF 1032	1,10 kg	14,5x17x12	20	50x50x30	0,85 kg	22,85 kg
EGF 1040	1,10 kg	14,5x17x12	20	50x50x30	0,85 kg	22,85 kg
EGF 1050	1,10 kg	14,5x17x12	20	50x50x30	0,85 kg	22,85 kg
EGF 1065	8,00 kg	23x33x30	1	24x30x33	0,50 kg	8,00 kg
EGF 1080	8,50 kg	23x33x30	1	24x30x33	0,50 kg	8,50 kg
EGF 1100	11,50 kg	28x27x42	1	27x28,5x42	0,50 kg	11,50 kg



EGF SERIES

PN6 Gas Filter

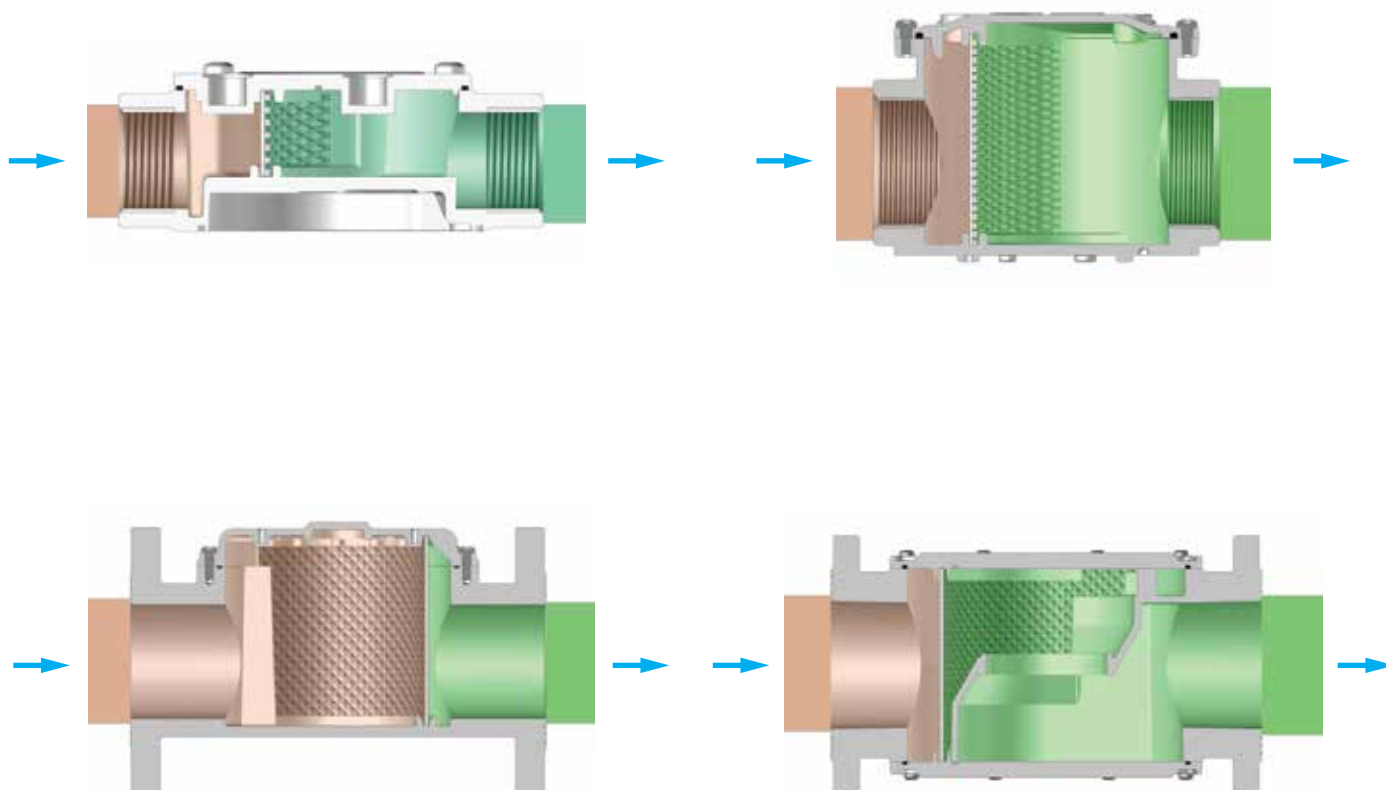
Patented
Design

Changeable
Filter

%100 Quality
Control



FLOW DIRECTIONS



OPTIONS

TESTING PORTS ON BODY



SIMILAR PRODUCTS



EGF-H



EGF SERIES

PN6 Gas Filter

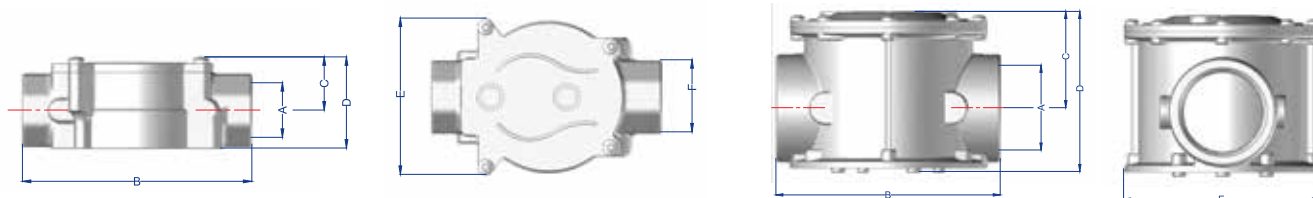
Patented
Design

Changeable
Filter

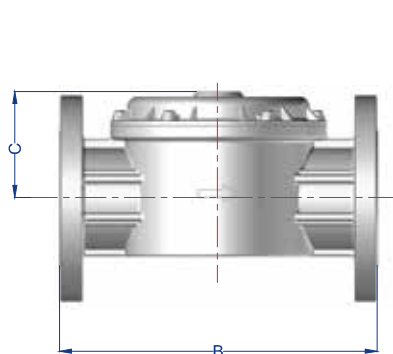
%100 Quality
Control



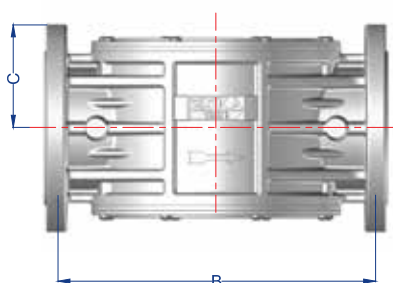
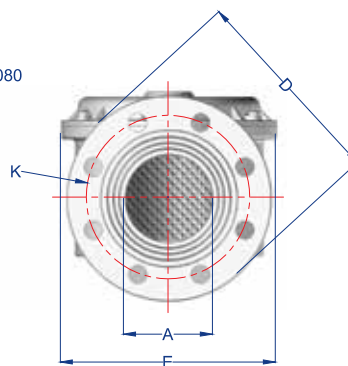
DIMENSIONS (mm)



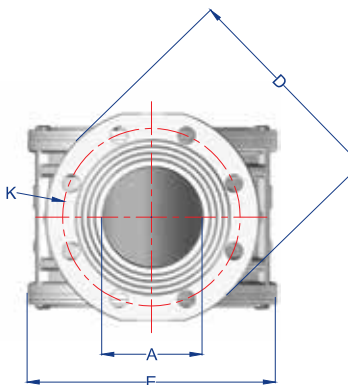
MODEL	DN	A	B	C	D	E	F
EGF 1015	15	1/2"	136	32	54,5	93	AA 43
EGF 1020	20	3/4"	136	32	54,5	93	AA 43
EGF 1025	25	1"	136	32	54,5	93	AA 43
EGF 1032	32	1 1/4"	160	53,5	91	140	-
EGF 1040	40	1 1/2"	160	53,5	91	140	-
EGF 1050	50	2"	160	68,5	114	140	-



EGF 1065-1080



EGF 1100



MODEL	DN	A	B	C	D	E	K	Number of Holes
EGF 1065	65	75	290	104	185	210	145	4
EGF 1080	80	85	310	104	200	210	160	8
EGF 1100	100	100	350	105	220	254	180	8



EGF-H SERIES

PN6 Gas Filter



www.eskavalve.com



EGF-H SERIES

PN6 Gas Filter

Patented
Design

Changeable
Filter

%100 Quality
Control




INTRODUCTORY AND TECHNICAL INFORMATION

- Usage: City gas networks and gas pipelines in industrial areas
- Fluid Type: Second Family Group H Medium - Non-corrosive gases such as Natural Gas (Methane), LPG, Propane, Butane, Town Gas, Air, etc...
- Pressure Class: PN6
- Connection or Port Size: 1/2", 3/4, 1" Threaded (Female)
- Inlet Pressure Range: 50mbar up to 6 bar
- Filter: Pore dimensions as standard 50 micron (5-10-20 microns on request)
- Ambient Temperature: -20°C up to 60°C
- Way: 2/2
- Pressure Test Connection: 1/4" Threaded (Female)
- Material Standard: Aluminum EN 1706, rubbers EN 549
- Materials: Body and cover EN AC-46100 Aluminum or Zamak 3 material, rubber materials NBR, filter bracket metal
- According to Directives: 2009/142/EC
- EG-H model gas filters are the elements that separates the dust particles carried by the gas or very small particles spread within the gas (for example: dust and rust), holds these and protects the burner, gas counter and adjustment devices which may possibly be damaged. Dust, woodchips, smut and other physical substances and dirt in the gas are held by the fiber. When the dust tank capacity is exceeded or a very high pressure difference effected, the filter loses its filter protection function. The filters are resistant against the mechanical and thermal stress that occur under operational conditions. The device must be kept away from rain and water as much as possible.



MODEL NAME	UNIT WEIGHT	BOX SIZE (LxWxH cm)
EGF-H 1015	0,750 kg	13x12,5x13
EGF-H 1020	0,750 kg	13x12,5x13
EGF-H 1025	0,750 kg	13x12,5x13

FLOW DIRECTIONS





EGF-H SERIES

PN6 Gas Filter

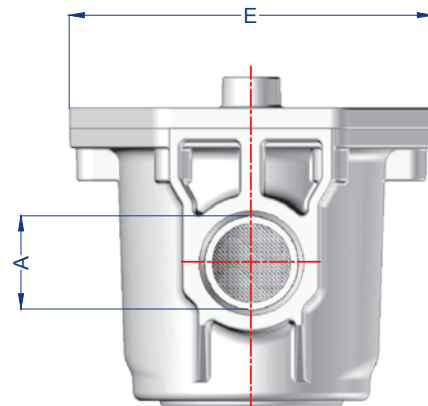
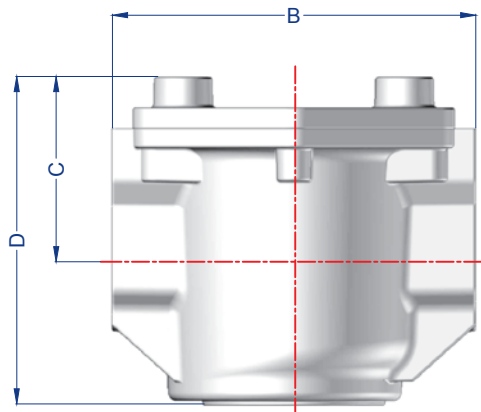
Patented
Design

Changeable
Filter

%100 Quality
Control



DIMENSIONS (mm)



MODEL	DN	A	B	C	D	E
EGF-H 1015	15	1/2"	120	61,5	108,5	120
EGF-H 1020	20	3/4"	120	61,5	108,5	120
EGF-H 1025	25	1"	120	61,5	108,5	120

SIMILAR PRODUCTS



EGF



EAC SERIES

Natural Gas-LPG Gas
Alarm Device





EAC SERIES

Natural Gas-LPG Gas Alarm Device



Patented Design

Changeable Filter

%100 Quality Control



INTRODUCTORY AND TECHNICAL INFORMATION

- Usage: Home, Office etc.
- Detects Gases: Methane (natural gas), LPG (liquefied petroleum gas)
- Device Type: Type A (visual alarm, audible alarm and output signal)
- Operating Voltage: 230V AC 50-60 Hz ; \pm %10
- Power Consumption: 3VA
- Protection Class: IPX2D
- Output Signal (relay contact): 230V AC / 7A (normally open)
- Sensor Type: Semiconductor
- Calibration Time: 1 minute
- Response Time: 30 seconds
- Sound Intensity: 85Db
- Body Material: ABS
- Ambient Temperature Range: -10°C up to 50°C
- Operating Humidity: 10% – 90%
- Visual Warning: Green-System Enabled Error Yellow, Red-Alarm
- According to Directives: 2006/95/EC, 89/336/EC
- According to Standards: EN 50194-1, EN 50270, EN 60335-1



EAC model gas alarm device is an A type device, which complies with the EN 50194-1 standard, designed to be used at homes, offices and similar places to detect the explosive gases (natural gas and LPG). It is an electrical alarm device constantly working, set on a stable place and which creates an output signal that activates the stopper and/or auxiliary device with a visual and audial warning. It works with 230V AC 50/60 Hz network voltage. It makes the devices like horn, siren, gas stopping valve in case of an alarm thanks to its output contact.

The limit of the concentration level of the gases in the environment at which explosion or sparking is called Lower Explosion Limit (LEL).the LEL level of the natural gas is 5% and the LEL of the LPG is 2%; the gas alarm device starts audial and lightened (visual) warning before the gas leak reaches one-fifth of this value. Visual and audible alarm is received between the 3% LEL volume rate and 20% LEL volume rate of the gas.

The alarm adjustment level of the device for natural gas is %0,5 (five in a thousand) or 5.000 ppm (five thousand in a million) (5%).

The alarm adjustment level of the device for LPG is % 0,2 (two in a thousand) or 2.000 ppm (two thousand in a million) (5%).

The device can't detect the gases with hazardous effects such as carbon monoxide.

The visual and audible alarms of the gas detection device works within 30 seconds at most after the device is exposed to the gas volume it needs to detect..

The operation and feeding voltage of the product is 230VAC. The product can perform all its functions with 10% of the operation voltage.

The device must be kept away from the rain and water.



EAC SERIES

Natural Gas-LPG Gas Alarm Device



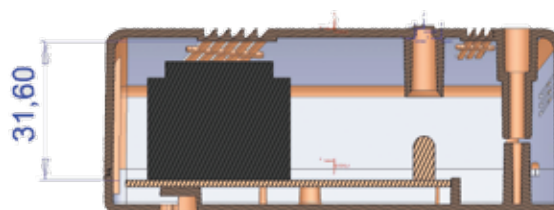
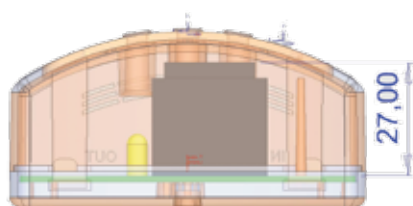
Patented Design

Changeable Filter

%100 Quality Control



DIMENSIONS (mm)





Eska Valve Ltd. Şti.
Şeyhli Mahallesi, Sağlık Sokak,
No:10, Kurtköy-Pendik, İSTANBUL
T. +90 (216) 313 38 52-54
F. +90 (216) 313 38 56
info@eskavalve.com
www.eskavalve.com